

















































Under 14 Girls Slalom Results

Homologation: World record

	Name	Country	Elimination Round	Final	Overall
1	Martin-Champetier Laura	*FRA 	1,50/55/14.25	2,00/55/13.00	853,93
2	Dietrich Amanda	DEN 	1,50/55/14.25	0,50/55/13.00	820,22
3	Susova Karolina	CZE 	3,50/55/14.25	5,00/55/14.25	786,52
4	Miermont Lea	*FRA 	2,00/55/14.25	3,50/55/14.25	752,81
5	Daniil Ioli	GRE 	2,00/55/13.00	2,50/55/14.25	853,93
6	Petskova Iryna	BLR 	4,50/55/14.25	2,50/55/14.25	775,28
7	Soerensen Helene Hogh	DEN 	2,00/55/14.25	2,00/55/14.25	719,10
8	Paschou Alexandra	GRE 	1,00/55/14.25 (Tiebreak: 4,00/55/16.00)	2,00/55/14.25	719,10
9	Bonnemann Carlotta	GER 	1,00/55/14.25 (Tiebreak: 1,00/55/14.25)	4,50/55/16.00	696,63
10	Gerbouin Constance	FRA 	2,50/55/14.25	4,00/55/16.00	730,34
11	Hoj Pedersen Sofie	DEN 	4,00/55/14.25	0,50/55/16.00	764,04
12	Creissels Andrea	*FRA 	1,00/55/14.25 (Tiebreak: 2,00/55/14.25)	4,00/46	696,63
13	Moulanier Marie-Lou	*FRA 	1,00/55/14.25 (Tiebreak: 1,25/55/16.00)		696,63
14	Brunel Emma	*FRA 	4,00/55/16.00		629,21
14	Ivlyushkina Olga	UKR 	4,00/55/16.00		629,21
14	Vermot-Gaud Lilou	*FRA 	4,00/55/16.00		629,21
17	Prufer Amandine	FRA 	2,50/55/16.00		595,51
18	Huisman Pemm	NED 	1,00/55/16.00		561,80
19	Taliaronak Aliaksandra	BLR 	5,50/55/18.25		528,09
20	Outram Sanchia	GBR 	4,50/55/18.25		505,62
21	Pirri Beatrice	ITA 	4,00/55/18.25		494,38
22	Maksimenkova Sofia	UKR 	3,50/55/18.25		483,15
23	Zhirkova Polina	RUS 	2,50/52		325,84
24	De Jongh Hannah	RSA 	2,00/49		179,78
25	Viljoen Robyn	RSA 	5,00/46		112,36

Under 14 Boys Slalom Results

Homologation: World record

	Name	Country	Elimination Round	Final	Overall
1	Blomqvist Felix	SWE 	0,50/55/11.25	0,50/55/11.25	904,26
2	Antonau Anton	BLR 	2,50/55/12.00	3,00/55/12.00	829,79
3	Bogne Jakob	SWE 	3,50/55/12.00	2,00/55/12.00	840,43
4	Fil'Chenko Danylo	UKR 	1,00/55/13.00	4,00/55/13.00	723,40
5	Techoueyres Aris	GRE 	1,00/55/12.00	3,00/55/13.00	787,23
6	Hof Tycho	NED 	2,00/55/13.00	2,50/55/13.00	691,49
7	Basic Carlo	AUT 	1,00/55/13.00	2,00/55/13.00	680,85
8	Waz Krzysztof	POL 	4,00/55/13.00	1,50/55/13.00	723,40
9	Hazelwood Robert	GBR 	3,00/55/13.00	1,50/55/13.00	702,13
10	Gustavsson-Lejonstål Fabian	SWE 	2,50/55/13.00	4,25/55/14.25	691,49
11	Grassi Simone	ITA 	4,50/55/13.00	4,00/55/14.25	734,04
12	Malinovskiy Evgeniy	RUS 	1,00/55/12.00	0,00/55/16.00	787,23
13	Huainigg Josef	AUT 	5,50/55/14.25		627,66
14	Duplan-Fribourg Louis	FRA 	5,00/55/14.25		617,02
15	Davies Arron	GBR 	3,50/55/14.25		585,11
15	Slansky Jan	CZE 	3,50/55/14.25		585,11
17	Anguenot Leo	FRA 	2,50/55/14.25		563,83
17	Vucans Lukass	LAT 	2,50/55/14.25		563,83
19	Prie Malo	*FRA 	1,50/55/14.25		542,55
20	Cespivo Jakub	CZE 	1,00/55/14.25		531,91
20	Cogne Alexi	SUI 	1,00/55/14.25		531,91
22	Suslov Grigoriy	RUS 	4,50/55/16.00		478,72
23	Barengi Jean	SUI 	1,50/55/16.00		414,89

	Name	Country	Elimination Round	Final	Overall
24	Cogne Tancredi	SUI	1,00/55/16.00		404,26
25	Bordier Lindsay	*FRA	0,00/55/16.00		382,98
26	Labarre Arnaud Junior	BEL	2,50/55/18.25		308,51
27	Samoilov Alexander	UKR	2,00/55/18.25		297,87
28	Marenzi Edoardo	ITA	1,50/55/18.25		287,23
29	Kolar Vaclav	CZE	4,00/49		85,11
30	Albert Aron	HUN	3,50/49		74,47
31	Artsiomau Yahor	BLR	1,50/49		31,91
32	Zenoni Giorgio	ITA	0,50/49		10,64
33	Poland Joel	GBR	0,00/49		

Under 17 Girls Slalom Results

Homologation: World record

	Name	Country	Elimination Round	Final	Overall
1	Simoës Marta	POR	3,00/55/12.00	1,00/55/11.25	977,27
2	Bagnoli Alice	ITA	2,00/55/12.00	2,50/55/12.00	875,00
3	Cespivova Anna	CZE	3,00/55/12.00	2,00/55/12.00	886,36
4	Bonnemann Chiara	GER	1,00/55/12.00	2,00/55/12.00	863,64
5	Bischofberger Illana	*FRA	2,00/55/12.00	1,25/55/12.00	863,64
6	Grosset Janin Anna	*FRA	3,00/55/12.00	1,00/55/12.00	886,36
7	Lichtle Alexia	FRA	1,00/55/12.00	1,00/55/12.00	840,91
8	Granhus Thea Caroline	NOR	1,00/55/12.00	3,50/55/13.00	840,91
9	Danisheuskaya Aliaksandra	BLR	3,50/55/13.00	3,00/55/13.00	761,36
10	Cogne Tatiana	SUI	3,00/55/13.00	2,50/55/14.25	750,00
11	Kostwein Anna	AUT	2,00/55/13.00 (Tiebreak: 2,50/55/13.00)	3,50/55/16.00	727,27
12	Fox Pamela	*GBR	3,00/55/13.00	4,00/49	750,00
13	Savina Polina	RUS	2,00/55/13.00 (Tiebreak: 0,50/55/13.00)		727,27
14	Paturel Alizée	SUI	2,00/55/13.00 (Tiebreak: 0,00/55/13.00)		727,27
15	Jansson Sofia	SWE	1,50/55/13.00		715,91
15	Rader Laura	AUT	1,50/55/13.00		715,91
17	Kisialiova Katsiaryna	BLR	0,50/55/13.00		693,18
17	Klementova Bara	CZE	0,50/55/13.00		693,18
17	Orlitsch Lisa	AUT	0,50/55/13.00		693,18
20	Geuther Aline	SUI	5,00/55/14.25		659,09
21	Dietrich Sarah	DEN	4,00/55/14.25		636,36
21	Seiffert Ronja-Marie	GER	4,00/55/14.25		636,36
23	Panagopoulou Alkmini	GRE	3,50/55/14.25		625,00
24	Mill Botella Pia	ESP	2,00/55/14.25		590,91
24	Svecova Katerina	CZE	2,00/55/14.25		590,91
26	Deshayes Julie	FRA	1,50/55/14.25		579,55
27	Rutkowska Malgorzata	POL	1,00/55/14.25		568,18
28	Moore Charlotte	GBR	3,50/55/16.00		488,64
29	Goossens Julie	BEL	1,50/52		170,45

Under 17 Boys Slalom Results

Homologation: World record

	Name	Country	Elimination Round	Final	Overall
1	Van Der Merwe Eamon	RSA	2,50/58/11.25	4,00/58/11.25 (Tiebreak: 3,00/58/11.25)	920,00
2	Llewellyn Dorien	AUT	3,00/58/11.25	4,00/58/11.25 (Tiebreak: 2,00/58/11.25)	920,00
3	Nathanail Yiannis	GRE	3,50/58/12.00	1,50/58/11.25	870,00
4	Berio Edoardo	ITA	0,00/58/11.25	1,00/58/11.25	860,00
5	Shpak Stsiapan	BLR	0,50/58/11.25	4,50/58/12.00	850,00
6	Borysewicz Kamil	POL	1,50/58/12.00	4,50/58/12.00	810,00
7	Plytas Nikolaos	GRE	0,50/58/11.25	3,50/58/12.00	850,00

	Name	Country	Elimination Round	Final	Overall
8	Heath Calum	GBR	4,00/58/12.00	3,50/58/12.00	800,00
9	Piron Theo	*FRA	4,00/58/12.00	2,50/58/12.00	800,00
10	Causan Laurent	*FRA	2,00/58/12.00	4,00/58/13.00	760,00
10	Österlund Vilgot	SWE	2,00/58/12.00	4,00/58/13.00	760,00
12	Pajni Gianmarco	ITA	2,00/58/12.00	3,50/58/13.00	760,00
13	Borika Elia	SUI	0,50/58/12.00		730,00
14	Fisher Travis	RSA	5,50/58/13.00		710,00
15	Spavin Harry	GBR	5,00/58/13.00		700,00
16	Hynek Radovan	SVK	4,50/58/13.00		690,00
17	Lagadec Jean	FRA	4,00/58/13.00		680,00
17	Wolf Nikolas	SVK	4,00/58/13.00		680,00
19	Teigen Richard	NOR	3,50/58/13.00		670,00
20	Gravander Daniel	SWE	3,00/58/13.00		660,00
21	Dailland Tanguy	FRA	2,50/58/13.00		650,00
21	Kinnane David	*GBR	2,50/58/13.00		650,00
21	Nosachev Evgeny	RUS	2,50/58/13.00		650,00
24	Noguera Vergés Alvar	ESP	2,00/58/13.00		640,00
25	Outram Luke	GBR	1,50/58/13.00		630,00
26	Loft Thomas	DEN	5,00/58/14.25		580,00
26	Trushechkin Andrey	RUS	5,00/58/14.25		580,00
28	Marozau Artsiom	BLR	4,50/58/14.25		570,00
29	Huisman Perr	NED	1,00/58/16.00		380,00
30	Leroy Nicolas	BEL	4,50/58/18.25		330,00
31	Kicin Milan	SVK	4,00/58/18.25		320,00
32	Den Dekker Thomas	NED	3,00/55/18.25		180,00
33	Ingemann T. Jensen Rasmus	DEN	4,50/52		90,00
34	Serra Busquet Xavier	ESP	3,50/52		70,00
35	Svoboda Jan	CZE	3,00/52		60,00





























Under 14 Girls Tricks Results

Homologation: World record

	Name	Country	Elimination Round	Final	Overall
1	Ivlyushkina Olga	UKR	5370	4640	816,11
2	Maksimenkova Sofia	UKR	5280	4490	802,43
3	Prufer Amandine	FRA	4310	4430	673,25
4	Gerbouin Constance	FRA	4000	4240	644,38
5	Taliaronak Aliaksandra	BLR	2890	3880	589,67
6	Pirri Beatrice	ITA	4300	3820	653,50
7	Miermont Lea	*FRA	3750	3510	569,91
8	Martin-Champetier Laura	*FRA	3460	3500	531,91
9	Brunel Emma	*FRA	3950	3230	600,30
10	Outram Sanchia	GBR	2900	3100	471,12
11	Susova Karolina	CZE	3180	2690	483,28
12	Delair Sydney	*FRA	3390	2340	515,20
13	Daniil Ioli	GRE	2870		436,17
14	Paschou Alexandra	GRE	2560		389,06
15	Moulanier Marie-Lou	*FRA	2210		335,87
16	Zhirkova Polina	RUS	2100		319,15
17	Høj Pedersen Sofie	DEN	2050		311,55
18	Bonnemann Carlotta	GER	1910		290,27
19	Huisman Pemm	NED	1890		287,23
20	Petskova Iryna	BLR	1520		231,00
21	De Jongh Hannah	RSA	1400		212,77
22	Vermot-Gaud Lilou	*FRA	1110		168,69
23	Wolfisberg Kirsi	SUI	530		80,55





















Under 14 Boys Tricks Results

Homologation: World record

	Name	Country	Elimination Round	Final	Overall
1	Fil'Chenko Danylo	UKR 	7110		946,74
2	Bordier Lindsay	*FRA 	6030		802,93
3	Prie Malo	*FRA 	5910		786,95
4	Anguenot Leo	FRA 	5760		766,98
5	Gustavsson-Lejonstål Fabian	SWE 	5240		697,74
6	Samoilov Alexander	UKR 	5190		691,08
7	Poland Joel	GBR 	4280		569,91
8	Artsiomau Yahor	BLR 	4160		553,93
9	Techoueyres Aris	GRE 	4120		548,60
10	Bogne Jakob	SWE 	4100		545,94
10	Grassi Simone	ITA 	4100		545,94
12	Suslov Grigoriy	RUS 	3930		523,30
13	Marenzi Edoardo	ITA 	3440		458,06
14	Cespivo Jakub	CZE 	3190		424,77
15	Blomqvist Felix	SWE 	3100		412,78
16	Antonau Anton	BLR 	3030		403,46
17	Slansky Jan	CZE 	2980		396,80
18	Duplan-Fribourg Louis	FRA 	2730		363,52
19	Basic Carlo	AUT 	2670		355,53
19	Kolar Vaclav	CZE 	2670		355,53
21	Hazelwood Robert	GBR 	2440		324,90
22	Davies Arron	GBR 	2260		300,93
23	Malinovskiy Evgeniy	RUS 	2030		270,31
24	Huainigg Josef	AUT 	1810		241,01
25	Hof Tycho	NED 	1730		230,36
26	Labarre Arnaud Junior	BEL 	1550		206,39
27	Zenoni Giorgio	ITA 	1530		203,73
28	Cogne Alexi	SUI 	660		87,88

Under 17 Girls Tricks Results

Homologation: World record

	Name	Country	Elimination Round	Final	Overall
1	Bagnoli Alice	ITA 	4400	5580	637,71
2	Kisialiova Katsiaryna	BLR 	5390	5570	636,57
3	Bonnemann Chiara	GER 	5200	5070	594,29
4	Deshayes Julie	FRA 	3470	5010	572,57
5	Pirozhenko Anna	UKR 	4330	4770	545,14
6	Danisheuskaya Aliaksandra	BLR 	5150	4550	588,57
7	Cespivova Anna	CZE 	4510	4210	515,43
8	Klementova Bara	CZE 	4000	2890	457,14
9	Savina Polina	RUS 	3620	2590	413,71
10	Rader Laura	AUT 	3120	2550	356,57
11	Mill Botella Pia	ESP 	2870	2460	328,00
12	Svecova Katerina	CZE 	3650	2270	417,14
13	Kostwein Anna	AUT 	2820		322,29
14	Odintsova Anna	RUS 	2680		306,29
15	Lichtle Alexia	FRA 	2590		296,00
16	Moore Charlotte	GBR 	2560		292,57
17	Kuzmenko Ksenia	UKR 	2510		286,86
18	Paturel Alizée	SUI 	2310		264,00
19	Jansson Sofia	SWE 	1790		204,57
20	Seiffert Ronja-Marie	GER 	1200		137,14

Under 17 Boys Tricks Results

Homologation: World record

	Name	Country	Elimination Round	Final	Overall
1	Pajni Gianmarco	ITA	4290	8710	828,73
2	Dailland Tanguy	FRA	7520	7940	755,47
3	Llewellyn Dorien	AUT	7450	7640	726,93
4	Plytas Nikolaos	GRE	4610	7580	721,22
5	Purosau Mikhail	*BLR	5610	6590	627,02
6	Marozau Artsiom	BLR	4460	6490	617,51
7	Shpak Stsiapan	BLR	5720	6470	615,60
8	Noguera Vergés Alvar	ESP	4880	4410	464,32
9	Nosachev Evgeny	RUS	3800	4340	412,94
10	Trushechkin Andrey	RUS	4350	4170	413,89
11	Piron Theo	*FRA	4330	3590	411,99
12	Outram Luke	GBR	4410	2160	419,60
13	Berio Edoardo	ITA	3450		328,26
14	Svoboda Jan	CZE	3360		319,70
15	Heath Calum	GBR	3250		309,23
16	Gravander Daniel	SWE	2720		258,80
17	Lagadec Jean	FRA	2660		253,09
18	Kicin Milan	SVK	2370		225,50
19	Wolf Nikolas	SVK	2340		222,65
20	Hynek Radovan	SVK	2330		221,69
21	Borika Elia	SUI	2200		209,32
22	Spavin Harry	GBR	2150		204,57
23	Österlund Vilgot	SWE	1990		189,34
24	Den Dekker Thomas	NED	1940		184,59
25	Huisman Perr	NED	540		51,38

Under 14 Girls Jump Results

Homologation: World record

	Name	Country	Elimination Round	Final	Overall
1	Taliaronak Aliaksandra	BLR	28,6m	27,9m	821,29
2	Gerbouin Constance	FRA	23,1m	25,4m	699,62
3	Petskova Iryna	BLR	25,0m	24,0m	684,41
4	Prufer Amandine	FRA	24,6m	23,0m	669,20
5	Daniil Ioli	GRE	21,3m	22,9m	604,56
6	Brunel Emma	*FRA	22,0m	22,4m	585,55
7	Vermot-Gaud Lilou	*FRA	22,6m	21,7m	593,16
8	Moulanier Marie-Lou	*FRA	22,0m	21,7m	570,34
9	Deroin Loan	*FRA	19,4m	19,6m	479,09
10	Ivlyushkina Olga	UKR	19,3m	19,5m	475,29
11	Huisman Pemm	NED	18,9m		452,47
12	Maksimenkova Sofia	UKR	17,7m		406,84
13	Outram Sanchia	GBR	17,4m		395,44
14	Susova Karolina	CZE	16,8m		372,62
15	Martin-Champetier Laura	*FRA	16,4m		357,41
16	Bonnemann Carlotta	GER	15,9m		338,40
17	Zhirkova Polina	RUS	14,4m		281,37

Under 14 Boys Jump Results

Homologation: World record

	Name	Country	Elimination Round	Final	Overall
1	Blomqvist Felix	SWE	43,4m	39,8m	1067,09
2	Antonau Anton	BLR	36,5m	36,3m	846,65
3	Anguenot Leo	FRA	35,4m	36,1m	833,87
4	Arefiev Egor	RUS	38,4m	36,0m	907,35
5	Hazelwood Robert	GBR	34,7m	35,8m	824,28

	Name	Country	Elimination Round	Final	Overall
6	Basic Carlo	AUT	34,3m	33,5m	776,36
7	Duplan-Fribourg Louis	FRA	31,8m	33,0m	734,82
8	Bogne Jakob	SWE	35,2m	32,5m	805,11
9	Poland Joel	GBR	31,6m	31,6m	690,10
10	Huainigg Josef	AUT	30,6m	29,5m	658,15
11	Malinovskiy Evgeniy	RUS	30,0m	27,8m	638,98
12	Fil'Chenko Danylo	UKR	29,9m	27,7m	635,78
13	Bordier Lindsay	*FRA	28,5m		591,05
14	Artsiomau Yahor	BLR	28,4m		587,86
15	Davies Arron	GBR	28,2m		581,47
16	Slansky Jan	CZE	27,2m		549,52
17	Labarre Arnaud Junior	BEL	26,8m		536,74
18	Suslov Grigoriy	RUS	26,6m		530,35
19	Prie Malo	*FRA	25,6m		498,40
20	Marenzi Edoardo	ITA	25,4m		492,01
21	Cespivo Jakub	CZE	23,9m		444,09
21	Samoilov Alexander	UKR	23,9m		444,09
23	Kolar Vaclav	CZE	23,7m		437,70
24	Hof Tycho	NED	22,7m		405,75
25	Grassi Simone	ITA	21,7m		373,80
26	Cogne Alexi	SUI	20,0m		319,49
27	Techoueyres Aris	GRE	18,4m		268,37

Under 17 Girls Jump Results


















Homologation: World record

	Name	Country	Elimination Round	Final	Overall
1	Orlitsch Lisa	AUT	35,7m		759,26
2	Bonnemann Chiara	GER	35,0m		740,74
3	Rader Laura	AUT	34,0m		714,29
4	Lichtle Alexia	FRA	33,5m		701,06
5	Cespivova Anna	CZE	33,2m		693,12
6	Danisheuskaya Aliaksandra	BLR	33,1m		690,48
6	Kisialiova Katsiaryna	BLR	33,1m		690,48
6	Rutkowska Malgorzata	POL	33,1m		690,48
9	Svecova Katerina	CZE	32,7m		679,89
10	Kostwein Anna	AUT	30,5m		621,69
11	Jansson Sofia	SWE	30,2m		613,76
12	Deshayes Julie	FRA	29,0m		582,01
13	Geuther Aline	SUI	28,1m		558,20
14	Bagnoli Alice	ITA	26,1m		505,29
15	Savina Polina	RUS	24,5m		462,96
16	Klementova Bara	CZE	23,8m		444,44
16	Mill Botella Pia	ESP	23,8m		444,44
18	Moore Charlotte	GBR	23,3m		431,22

















Under 17 Boys Jump Results

Homologation: World record
















	Name	Country	Elimination Round	Final	Overall
1	Borysewicz Kamil	POL	48,0m		879,63
1	Llewellyn Dorien	AUT	48,0m		879,63
3	Shpak Stsiapan	BLR	47,8m		875,00
4	Critchley Jack	*GBR	47,5m		868,06
5	Dailland Tanguy	FRA	45,4m		819,44
5	Marozau Artsiom	BLR	45,4m		819,44
5	Pajni Gianmarco	ITA	45,4m		819,44
8	Berio Edoardo	ITA	44,4m		796,30












	Name	Country	Elimination Round	Final	Overall
9	Caruso Brando	ITA 	43,8m		782,41
10	Noguera Vergés Alvar	ESP 	41,7m		733,80
11	Plytas Nikolaos	GRE 	40,9m		715,28
12	Piron Theo	*FRA 	39,8m		689,81
13	Lagadec Jean	FRA 	38,7m		664,35
14	Nosachev Evgeny	RUS 	38,1m		650,46
15	Wolf Nikolas	SVK 	37,8m		643,52
16	Spavin Harry	GBR 	36,7m		618,06
17	Österlund Vilgot	SWE 	36,4m		611,11
18	Outram Luke	GBR 	35,4m		587,96
19	Borika Elia	SUI 	33,7m		548,61
20	Svoboda Jan	CZE 	33,4m		541,67
21	Heath Calum	GBR 	33,3m		539,35
22	Den Dekker Thomas	NED 	30,9m		483,80
23	Kicin Milan	SVK 	30,0m		462,96
24	Huisman Perr	NED 	28,1m		418,98
24	Trushechkin Andrey	RUS 	28,1m		418,98

Under 14 Girls Overall Results
















	Name	Country	Slalom	Tricks	Jump	Overall
1	Gerbouin Constance	FRA 	730,34	644,38	699,62	2074,34
2	Talieronak Aliaksandra	BLR 	528,09	589,67	821,29	1939,05
3	Prufer Amandine	FRA 	595,51	673,25	669,20	1937,96
4	Ivlyushkina Olga	UKR 	629,21	816,11	475,29	1920,61
5	Daniil Ioli	GRE 	853,93	436,17	604,56	1894,66
6	Brunel Emma	*FRA 	629,21	600,30	585,55	1815,06
7	Martin-Champetier Laura	*FRA 	853,93	531,91	357,41	1743,25
8	Maksimenkova Sofia	UKR 	483,15	802,43	406,84	1692,42
9	Petskova Iryna	BLR 	775,28	231,00	684,41	1690,69
10	Susova Karolina	CZE 	786,52	483,28	372,62	1642,42
11	Moulanier Marie-Lou	*FRA 	696,63	335,87	570,34	1602,84
12	Vermot-Gaud Lilou	*FRA 	629,21	168,69	593,16	1391,06
13	Outram Sanchia	GBR 	505,62	471,12	395,44	1372,18
14	Bonnemann Carlotta	GER 	696,63	290,27	338,40	1325,30
15	Huisman Pemm	NED 	561,80	287,23	452,47	1301,50
16	Zhirkova Polina	RUS 	325,84	319,15	281,37	926,36

Under 14 Boys Overall Results























	Name	Country	Slalom	Tricks	Jump	Overall
1	Blomqvist Felix	SWE 	904,26	412,78	1067,09	2384,13
2	Fil'Chenko Danylo	UKR 	723,40	946,74	635,78	2305,92
3	Bogne Jakob	SWE 	840,43	545,94	805,11	2191,48
4	Anguenot Leo	FRA 	563,83	766,98	833,87	2164,68
5	Antonau Anton	BLR 	829,79	403,46	846,65	2079,90
6	Hazelwood Robert	GBR 	702,13	324,90	824,28	1851,31
7	Prie Malo	*FRA 	542,55	786,95	498,40	1827,90
8	Basic Carlo	AUT 	680,85	355,53	776,36	1812,74
9	Bordier Lindsay	*FRA 	382,98	802,93	591,05	1776,96
10	Duplan-Fribourg Louis	FRA 	617,02	363,52	734,82	1715,36
11	Malinovskiy Evgeniy	RUS 	787,23	270,31	638,98	1696,52
12	Grassi Simone	ITA 	734,04	545,94	373,80	1653,78
13	Techoueyres Aris	GRE 	787,23	548,60	268,37	1604,20
14	Suslov Grigoriy	RUS 	478,72	523,30	530,35	1532,37
15	Slansky Jan	CZE 	585,11	396,80	549,52	1531,43

	Name	Country	Slalom	Tricks	Jump	Overall
16	Huainigg Josef	AUT 	627,66	241,01	658,15	1526,82
17	Davies Arron	GBR 	585,11	300,93	581,47	1467,51
18	Samoilov Alexander	UKR 	297,87	691,08	444,09	1433,04
19	Cespivo Jakub	CZE 	531,91	424,77	444,09	1400,77
20	Hof Tycho	NED 	691,49	230,36	405,75	1327,60
21	Poland Joel	GBR 		569,91	690,10	1260,01
22	Marenzi Edoardo	ITA 	287,23	458,06	492,01	1237,30
23	Artsiomau Yahor	BLR 	31,91	553,93	587,86	1173,70
24	Labarre Arnaud Junior	BEL 	308,51	206,39	536,74	1051,64
25	Cogne Alexi	SUI 	531,91	87,88	319,49	939,28
26	Kolar Vaclav	CZE 	85,11	355,53	437,70	878,34

Under 17 Girls Overall Results

	Name	Country	Slalom	Tricks	Jump	Overall
1	Bonnemann Chiara	GER 	863,64	594,29	740,74	2198,67
2	Cespivova Anna	CZE 	886,36	515,43	693,12	2094,91
3	Danisheuskaya Aliaksandra	BLR 	761,36	588,57	690,48	2040,41
4	Kisaliyova Katsiaryna	BLR 	693,18	636,57	690,48	2020,23
5	Bagnoli Alice	ITA 	875,00	637,71	505,29	2018,00
6	Lichtle Alexia	FRA 	840,91	296,00	701,06	1837,97
7	Rader Laura	AUT 	715,91	356,57	714,29	1786,77
8	Deshayes Julie	FRA 	579,55	572,57	582,01	1734,13
9	Svecova Katerina	CZE 	590,91	417,14	679,89	1687,94
10	Kostwein Anna	AUT 	727,27	322,29	621,69	1671,25
11	Savina Polina	RUS 	727,27	413,71	462,96	1603,94
12	Klementova Bara	CZE 	693,18	457,14	444,44	1594,76
13	Jansson Sofia	SWE 	715,91	204,57	613,76	1534,24
14	Mill Botella Pia	ESP 	590,91	328,00	444,44	1363,35
15	Moore Charlotte	GBR 	488,64	292,57	431,22	1212,43

Under 17 Boys Overall Results

	Name	Country	Slalom	Tricks	Jump	Overall
1	Llewellyn Dorien	AUT 	920,00	726,93	879,63	2526,56
2	Pajni Gianmarco	ITA 	760,00	828,73	819,44	2408,17
3	Shpak Stsiapan	BLR 	850,00	615,60	875,00	2340,60
4	Plytas Nikolaos	GRE 	850,00	721,22	715,28	2286,50
5	Dailland Tanguy	FRA 	650,00	755,47	819,44	2224,91
6	Marozau Artsiom	BLR 	570,00	617,51	819,44	2006,95
7	Berio Edoardo	ITA 	860,00	328,26	796,30	1984,56
8	Piron Theo	*FRA 	800,00	411,99	689,81	1901,80
9	Noguera Vergés Alvar	ESP 	640,00	464,32	733,80	1838,12
10	Nosachev Evgeny	RUS 	650,00	412,94	650,46	1713,40
11	Heath Calum	GBR 	800,00	309,23	539,35	1648,58
12	Outram Luke	GBR 	630,00	419,60	587,96	1637,56
13	Lagadec Jean	FRA 	680,00	253,09	664,35	1597,44
14	Österlund Vilgot	SWE 	760,00	189,34	611,11	1560,45
15	Wolf Nikolas	SVK 	680,00	222,65	643,52	1546,17
16	Spavin Harry	GBR 	700,00	204,57	618,06	1522,63
17	Borika Elia	SUI 	730,00	209,32	548,61	1487,93
18	Trushechkin Andrey	RUS 	580,00	413,89	418,98	1412,87
19	Kicin Milan	SVK 	320,00	225,50	462,96	1008,46
20	Svoboda Jan	CZE 	60,00	319,70	541,67	921,37
21	Huisman Perr	NED 	380,00	51,38	418,98	850,36
22	Den Dekker Thomas	NED 	180,00	184,59	483,80	848,39